

# The Scoop in Family Child Care

October 2024 | Issue 40

## Featured Book

This beautifully photographed picture book about everybody's favorite fall treat is sure to please kids both young and old. Who can resist the sight of big, round, orange pumpkins ripening in a field? Children piling off school buses to pick one out. In this book, pumpkins aren't just a fruit, they're a symbol, a scent, a flavor of the entire season. The glossy, festive images and lively text are sure to get your family in the mood to celebrate the season. Follow along as National Geographic takes you from seed to proud pumpkin to pie.



<https://youtu.be/qulwl4v3QKI?si=TfS1ZKoms9f6FSaZ>

## Sensory

### Materials

- Bucket or large plastic bin
- Dish soap
- Cups and shovels
- Sponges and scrub brushes



### Directions

Fill the sensory bin container with water and add some soap. That's all it takes and you're ready to start washing some pumpkins!

After the pumpkins are washed, you can expand the activity by helping the child cut open the pumpkin and explore the seeds.

## Art Project

### Pumpkin Process Art

#### Materials Needed

- Pumpkins
- Paint
- Trays or Paper Plates
- Cardstock or Paper



#### Instructions

Invite the children to choose their pumpkin top that an adult has cut off of the top of a pumpkin and paint colors. We had some kids stamping, some painting with a sliding motion using the pumpkin as a paintbrush of sorts, and even finger painting! The beauty of process art is saying "Yes!" when the children hesitate to ask, "Can I paint with my hands?"

## Finger Play

### Five Little Pumpkins



Five little pumpkins sitting on a gate.

The first one said, "Oh my, it's getting late!"

The second one said, "There's a chill in the air!"

The third one said, "But we don't care!"

The fourth one said, "We are ready for some fun!"

The fifth one said, "Let's run and run and run."

So whoooooo went the wind

And out went the lights!

And five little pumpkins rolled out of sight!

[https://youtu.be/iaQWZMDYNQU?si=H2roFU6Mq8dskuw\\_](https://youtu.be/iaQWZMDYNQU?si=H2roFU6Mq8dskuw_)

## Nutrition


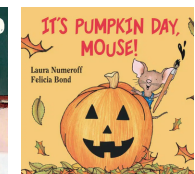



### Mandarin Orange "Pumpkin" Treat

Peel the mandarin oranges.

Cut up a cucumber to be used as the stem.



## Seasonal Books



# The Scoop in Family Child Care

October 2024 | Issue 40

## Referral Services

### New Vacancy Updates Survey

You should have received an email at the end of August announcing our upcoming Vacancy Updates survey. Starting in October, you should receive an email with a personalized link to a Jotform survey. We ask all providers to fill out this form when you get them to have the best dataset possible. If your vacancies change throughout the month, you can fill out the survey again through the email link on our website.

If you have any questions, contact our Referral Specialist, Jessi, at [jguzman@salccc.org](mailto:jguzman@salccc.org) or (309) 686-3750, Option 3.

## Trainings

### Gen Z: Working Together

Monday, October 28 | 6:30 p.m. - 8:30 p.m.

Online Via Zoom

Presented by Paula Schnicker-Johnson, Project CHILD

**Registration Deadline: 11:55 p.m. on Sunday, October 20**

**And**

**Free CPR Classes for eligible participants!**

Register at [www.salccc.org/provider-services/training](http://www.salccc.org/provider-services/training)

## Health & Safety

### Safety on the Trick-or-Treat Trail

1. Always accompany young children on their route.
2. If your older children are trick-or-treating alone, plan and review a route that is acceptable to you. Agree on a time when they should return home and get flashlights.
3. Discuss the risks of distracted walking, including texting, calling, or looking at their mobile phones.
4. Cross the street as a group in established crosswalks.
5. Stay on well-lit streets and always use the sidewalk. If no sidewalk is available, walk at the far edge of the roadway facing traffic.

## Grants

Round Two for the Smart Start Workforce Grant opens up on October 1st!

These funds assist child care providers in offering more competitive wages for their staff to attract and retain talented staff and meet parents' needs at affordable rates.

To learn more about these funds and if your program qualifies, contact our local Smart Start expert, Heather, by emailing [SmartStart@salccc.org](mailto:SmartStart@salccc.org) or calling (309) 686-3750, Option 6.

## Home Child Care Network

Home Child Care Network is seeking licensed home care providers to join their **free** program. Their program offers free monthly training, technical support for grants and budgets, mental health support including screenings, and add-on rates for 2nd and 3rd shifts and weekends, with monthly payments guaranteed by the 15th of the month.

For more information, call (309) 685-8064

## Higher Education Navigation

### Thinking about advancing your Early Education Career?

Contact a Higher Education Navigator for Help:

1. Determining your educational goals
2. Identifying which programs are available to best fit your needs
3. Connecting you with Early Childhood Education scholarship opportunities
4. Acting as a point of contact with Higher Education Institutions
5. Completing your Gateways membership
6. CDA cohort
7. Other assistance as needed

Call (309) 686-3750 Option 7

## Home Daycare Professional Group

Second Monday of the Month

6:30 p.m. - 8:00 p.m.

Zoom Meeting

October's Theme: Social Skills Coaching



For more information on any of our programs and services  
Call: (309) 686-3750 | Fax: (309) 686-3850 | Visit: [www.salccc.org](http://www.salccc.org)

Child Care Assistance Program Option 2

Referrals Option 3

Training Registration Option 4

Grants Option 5

Smart Start Grant Expert Option 6

Higher Education Navigation Option 7

Quality Visits or Information on ExceleRate Option 9

**SAL** COMMUNITY SERVICES

Child Care Connection of Central Illinois

3425 N. Dries Ln  
Peoria, IL 61604



@salchildcareconnection